
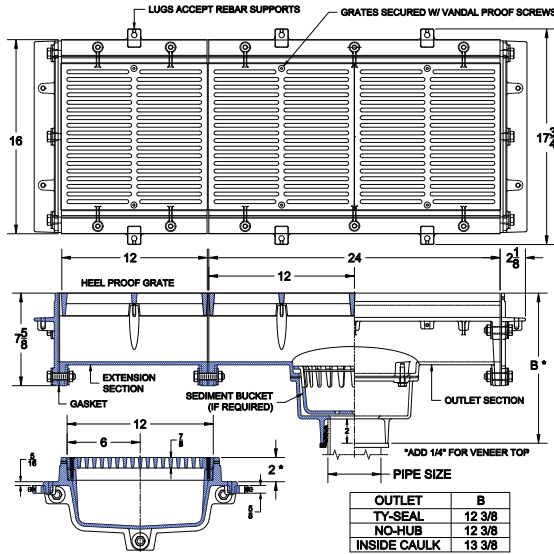


# Trench Drains




**2920** Cast iron multiple section trench drain, flange and special duty (Over 10,000 lbs.) ductile iron loose set grates.

Note: Order outlet units by pipe size; order extension units separately to meet trench drain length requirement. Extensions fit any size outlet. Outlets shipped with two end pieces, extensions shipped separately.


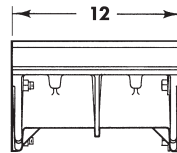


**TYPICAL INSTALLATION**

2920, 2 Ft, Outlet w/Two 2920, 1Ft, Extensions



2920, 2 Ft, Outlet



2920, 1 Ft, Extension

Cat No.	Pipe Size	ANSI* Load Class	Top Size	Free Area Sq. In.	Wt. Lbs.
<input type="checkbox"/> 2923, 2 Ft., Outlet	3	SD	13 1/4 x 24 7/8	110.0	160
<input type="checkbox"/> 2924, 2 Ft., Outlet	4	SD	13 1/4 x 24 7/8	110.0	160
<input type="checkbox"/> 2925, 2 Ft., Outlet	5	SD	13 1/4 x 24 7/8	110.0	160
<input type="checkbox"/> 2926, 2 Ft., Outlet	6	SD	13 1/4 x 24 7/8	110.0	160
<input type="checkbox"/> 2920, 1Ft., Extension	Fits all sizes	SD	13 1/4 x 12	55.0	67

\*SD= Special Duty (Over 10,000 lbs)

**OUTLET**

- Inside Caulk
- TY
- NH

**OPTIONS**

Suffix	Description
<input type="checkbox"/> 1	Nickel Bronze Veneer Grates
<input type="checkbox"/> 5	Vandal Proof Screws (Standard on NB)
<input type="checkbox"/> 27	Sediment Bucket
<input type="checkbox"/> 39	Galvanized Iron Parts
<input type="checkbox"/> 179	Security Screws