

Trench Drains

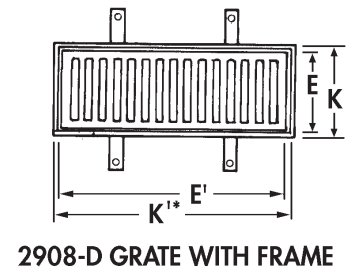
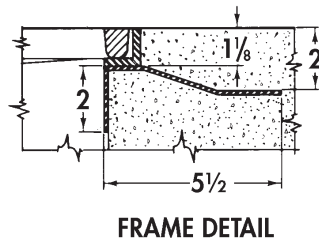
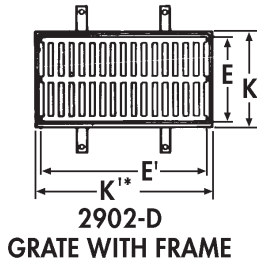

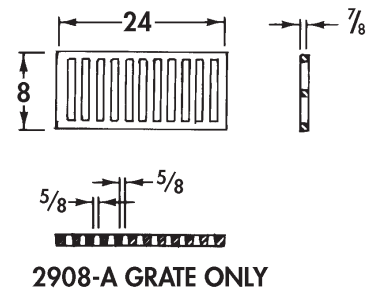
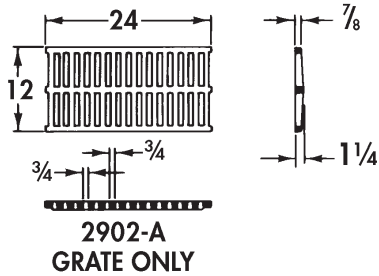
WADE

2902 Special duty (Over 10,000 lbs.) 12x24 ductile iron trench drain with steel angle iron frame. TYPE A-GRATE ONLY

TYPE D-GRATE & FRAME
(Grate free area = 55 sq. in./ft.)

2908 Special duty (Over 10,000 lbs.) 8x24 ductile iron trench drain grates with steel angle iron frame. TYPE A-GRATE ONLY

TYPE D-GRATE & FRAME (Grate free area = 34 sq. in./ft.)



Cat. No.	Top Size	Wt. Lbs.
<input type="checkbox"/> 2902A	12" Wide	30
<input type="checkbox"/> 2902D	12 3/8" Wide	38
<input type="checkbox"/> 2908A	8" Wide	18
<input type="checkbox"/> 2908D	8 3/8" Wide	25

Cat. No.	Type 'A' (2 Ft. Min.)	Type 'D' (2 Ft. Min.)	
	ExE'	ExE'	KxK'
2902	12x24	12x24	12 3/8 x 24 3/4

Cat. No.	Type 'A'	Type 'D'	
	ExE'	ExE'	KxK'
2908	8x24	8x24	8 3/8 x 24 3/8

TOTAL LENGTH (K' - DIM)

- 2 Ft (1Grate) Min.
- 4 Ft (2 Grates)
- 6 Ft (3 Grates)
- 8 Ft (4 Grates)
- 10 Ft (5 Grates)

OPTIONS

Suffix	Description
<input type="checkbox"/> 1.....	Nickel Bronze Grate†
<input type="checkbox"/> 5.....	Vandal Proof Screws(Standard on NB)
<input type="checkbox"/> 39.....	Galvanized Iron Parts
<input type="checkbox"/> 179.....	Security Screws

† Grate Free Area (2902) = 51 Sq. In./Ft.
(2908) = 38 Sq. In./Ft.