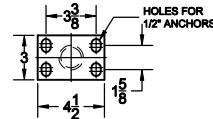
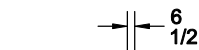
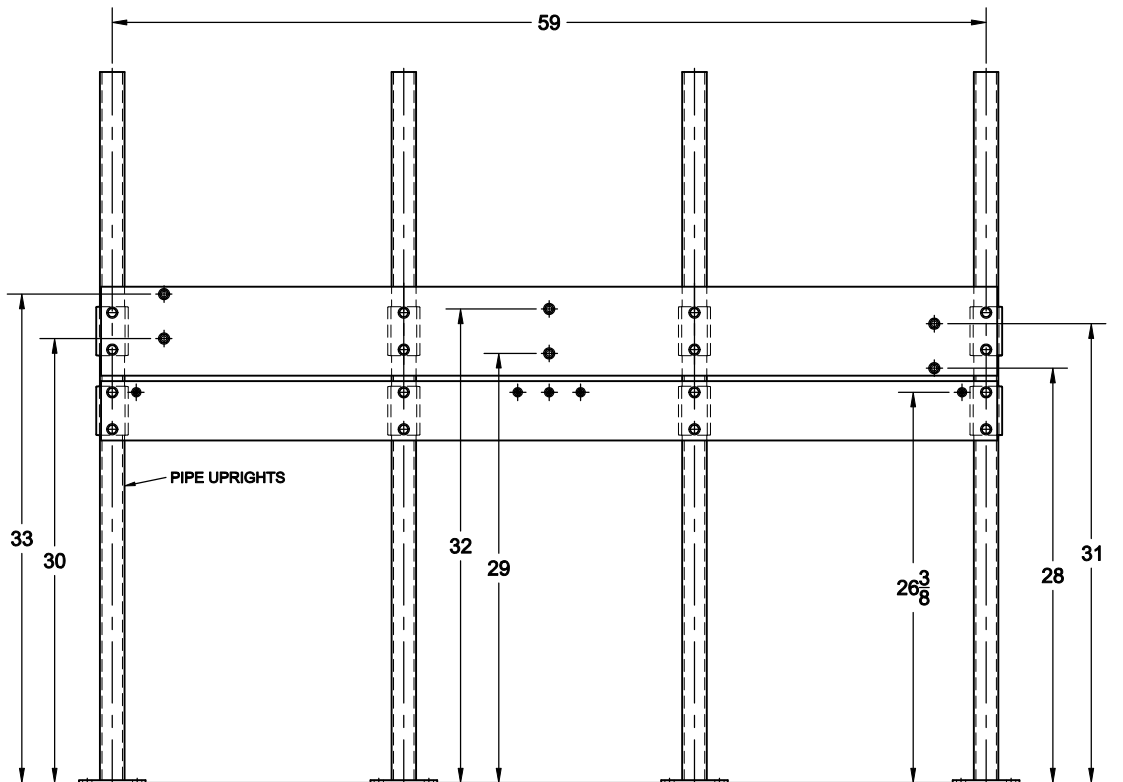


Lavatory System Carrier



420-2U-AM11-M36

Floor mount carrier with square tube uprights, welded base feet, fixture support and hanger support hardware.



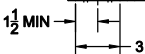
FIXTURE

Manufacturer Bradley

Name Frequency No. FL-2H

Style Lavatory FL-2L

NOTE: ALL DIMENSIONS FOR THIS CARRIER MUST BE VERIFIED WITH THE FIXTURE MANUFACTURER ROUGH-IN DATA
WADE DIVISION / TYLER PIPE DOES NOT ACCEPT ANY RESPONSIBILITY FOR INACCURACIES IN THIS DRAWING.



Cat. No.	Type	Wt. Lbs.
420-2U-AM11-M36	Single	106.0

AutoCad.dwg